



BENNY SL2106TC - 10/24W

IP65 LED Oyster with selectable colour temperature 3000K, 4000K, 6000K

Application

A perfect choice for apartments or commercial spaces

Design Specifications

- Easy selectable colour temperature with the integral DIP switch
- Durable polycarbonate body profile with opal polycarbonate diffuser, colour white
- Rugged IK08 construction
- High efficiency SMD LED chips, CRI > 80
- Integral sensor models and corridorSTANDBY options available. Note: **sensor settings are factory pre-set to order**, minimum Daylight Threshold 50 lux.
- Double insulation



Performance

In Built Sensor - **OPTIONAL**

Sensor Type - **MICROWAVE**

Technical Specification

Model No.	Input Voltage (V/AC)	Power (W)	Lumens (lm)	CCT (K)	CRI	Body Colour
SL2106/20TC	240	10	800	3000/4000/6000	80	WHITE
SL2106/30TC	240	20	1600	3000/4000/6000	80	WHITE
SL2106/30TC/S	240	20	1600	3000/4000/6000	80	WHITE
SL2106/40TC	240	24	2000	3000/4000/6000	80	WHITE
SL2106/40TC/C	240	24	2000	3000/4000/6000	80	WHITE
SL2106/30TC/S1	240	20	1600	3000/4000/6000	80	WHITE
SL2106/30TC/S2	240	20	1600	3000/4000/6000	80	WHITE
SL2106/40TC/C1	240	24	2000	3000/4000/6000	80	WHITE
SL2106/40TC/C2	240	24	2000	3000/4000/6000	80	WHITE



Model No.	Diameter (mm)	Dim (mm)	IPART
SL2106/20TC	220	220(W) x 65(H)	YES
SL2106/30TC	280	280(W) x 71(H)	YES
SL2106/30TC/S	280	280(W) x 71(H)	
SL2106/40TC	350	350(W) x 81(H)	YES
SL2106/40TC/C	350	350(W) x 81(H)	
SL2106/30TC/S1	280	280(W) x 71(H)	
SL2106/30TC/S2	280	280(W) x 71(H)	
SL2106/40TC/C1	350	350(W) x 81(H)	
SL2106/40TC/C2	350	350(W) x 81(H)	

Due to continued product and technology enhancements, data sourced from sal.net.au shall not form part of any contract and or technical performance guarantee unless expressly confirmed in writing by SAL at the time of order. Products are sold in accordance with [SAL Terms and Conditions of sale](#) and all images shown are for illustration purposes only and may vary from the actual colour or finish. Unless specifically stated, all IP ratings nominated for Interior products are from "below the ceiling".

Dimensions

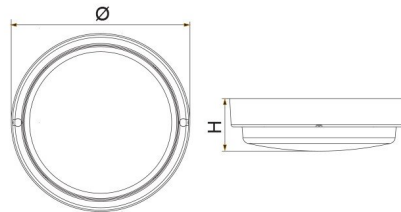
Technical Specifications

Integrated microwave motion sensor

Model No.	Detection Range	Daylight Threshold	Duration (mins)	SENSE
SL2106/30TC/S	100%	Disabled	10	
SL2106/30TC/S1	100%	50 Lux	30 mins	
SL2106/30TC/S2	50%	50 Lux	5	

Integrated microwave motion sensor with standby function

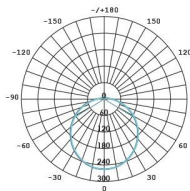
Model No.	Detection Range	Daylight Threshold	Duration (mins)	Standby Level	Standby Period	SENSE	STANDBY
SL2106/40TC/C	100%	Disabled	12	20%	30 mins		
SL2106/40TC/C1	100%	50 Lux	6	30%	30 mins		
SL2106/40TC/C2	100%	50 Lux	6	20%	24 hrs		



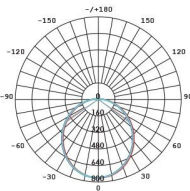
Photometric Data

Unit: cd C0/C180 — C90/C270

SL2106/20TC at 3000K



SL2106/40TC at 6000K



PIXIE AMBIENCE, CHANGE YOUR STYLE.



PIXIE AMBIENCE GPO SMART SOCKET
SPO23/BTAM



For more
information
please
scan me

